KIT PORTERO 4+n
AUDIO 4+n KIT
KIT PORTIER 4+n
TÜRÖFFNER-KIT 4+n
KIT PORTEIRO 4+n

- Kit 1 L
- Kit 2 L
- Kit 3 L
- Kit 4 L
- Kit 6 L
- Kit 8 L
- Kit 10 L
- Kit 12 L
- Kit 14 L
- Kit 16 L
- Kit 18 L
- Kit 20 L
- Kit 24 L

COD. 97056, V05_07

INDICE - INDEX - SOMMAIRE - INHALT - INDICE

E ***INSTALACIÓN*** **4**
- Instalación Alimentador 4
- Instalación Placa de Calle 4
- Instalación Teléfono 5

CARACTERISTICAS TECNICAS **5**
ESQUEMAS DE INSTALACIÓN **6**
FUNCIONAMIENTO **12**

GB ***INSTALLATION*** **4**
- Power Supply installation 4
- Outdoor Panel installation 4
- Telephone installation 5

TECHNICAL FEATURES **5**
WIRING DIAGRAM **6**
OPERATION **12**

F ***INSTALLATION*** **4**
- Installation de l'alimentation 4
- Installation de la Platine de Rue 4
- Installation du Poste 5

CARACTERISTIQUES TECHNIQUES **5**
SCHÉMAS DE CABLAGE **6**
FONCTIONNEMENT **12**

D ***INSTALLATION UND VERKABELUNG DER TÜRSTATION*** **4**
- Installation des Netzgeräts 4
- Installation der Türstation 4
- Installation des Telefons 5

TECHNISCHE EIGENSCHAFTEN **5**
VERKABELUNGSSCHEMA **6**
BETRIEB **12**

P ***INSTALAÇÃO*** **4**
- Instalação do Transformador 4
- Instalação da Placa da Rua 4
- Instalação do Telefone 5

CARACTERÍSTICAS TÉCNICAS **5**
ESQUEMAS DE INSTALAÇÃO **6**
FUNCIONAMIENTO **12**

INSTALACIÓN DEL ALIMENTADOR - *POWER SUPPLY INSTALLATIÓN* - INSTALLATION DE L'ALIMENTATION - *INSTALLATION DES NETZGERÄTS* - INSTALAÇÃO DO ALIMENTADOR

Instalación en carril DIN - *DIN rail Installation*
Installation sur rail DIN - *Installation mit einer DIN-Schiene*
Instalação em carril DIN

Fijación con tornillos - *Fixing with screws*
Fixation au moyen de vis - *Befestigung mit Schrauben* - Fixação com parafusos

Montaje - Assembly - Montage - Montage - Montagem

Desmontaje - Disassembly
Démontage - Demontage
Demontagem

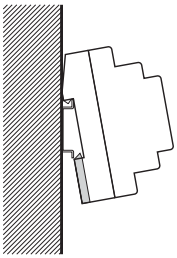

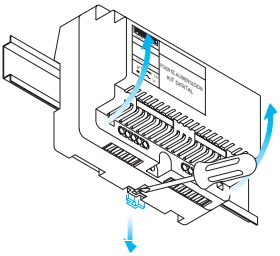

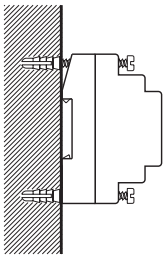

INSTALACIÓN PLACA DE CALLE - *OUTDOOR PANEL INSTALLATION* - INSTALLATION DE LA PLATINE DE RUE - *INSTALLATION DER TÜRSTATION* - INSTALAÇÃO DA PLACA DA RUA

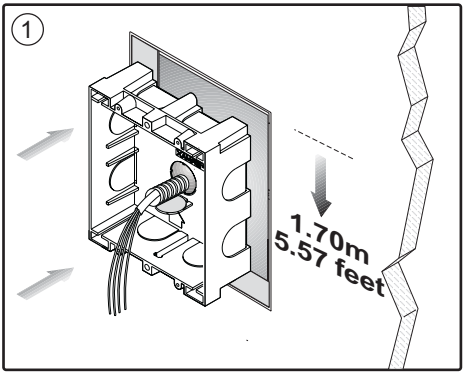

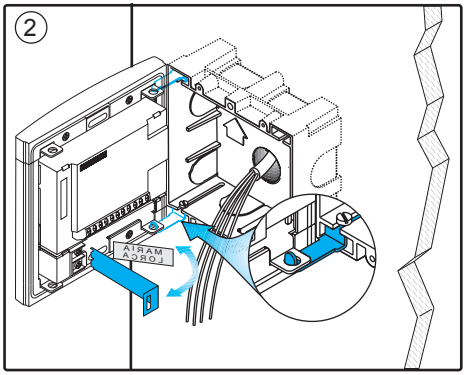

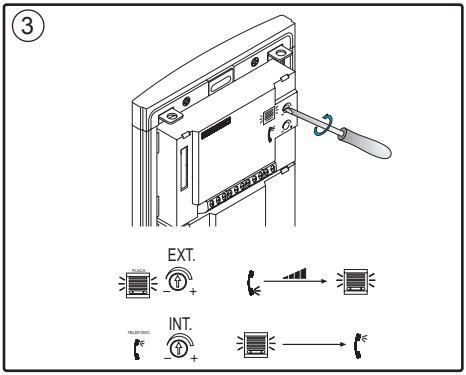

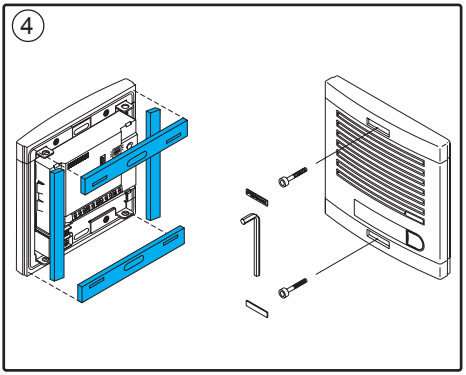

INSTALACIÓN DEL TELEFONO - *TELEPHONE INSTALLATIÓN* - INSTALLATION DU POSTE *INSTALLATION DES TELEFONS* - INSTALAÇÃO DO TELEFONE

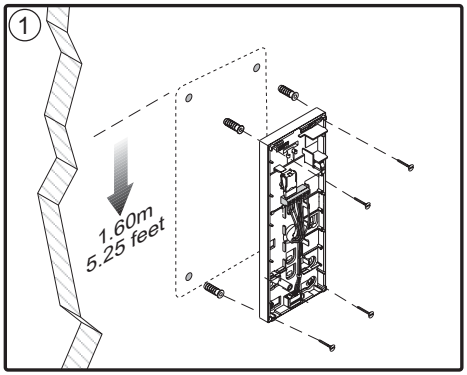

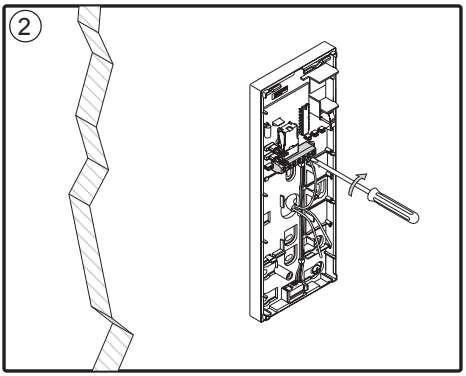

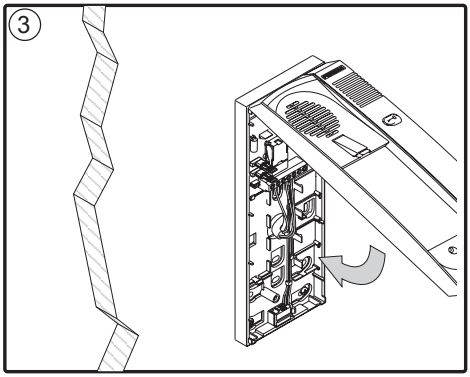

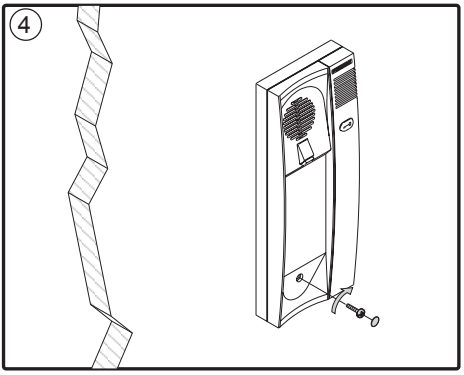

CARACTERISTICAS TECNICAS - TECHNICAL FEATURES - CARACTERISTIQUES TECHNIQUES - TECHNISCHE EIGENSCHAFTEN - CARACTERÍSTICAS TÉCNICAS

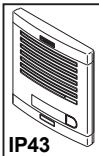 **IP43**	Alimentación - *Power Supply* - Alimentation - *Stromversorgung* - Alimentação	12 Vac
	Consumo - Consumption - Consommation - *Stromverbrauch* - Consumo	
	en reposo - *in standby* - au repos - *Im Bereitschaftsmodus* - em repouso	40 mA
	audio activo - audio active - avec audio - Betriebszustand Audio - áudio activo	250 mA
	iluminación - lighting - éclairage - Beleuchtung - iluminação	70 mA
Temperatura de funcionamiento - *Operating Temperature* Température de fonctionnement - *Betriebstemperatur* Temperatura de funcionamento		[0 , +60 °C] [32, 140ºF]
Potencia audio sentido vivienda-calle - *Audio power from the apartment to the panel* Piussance de l'audio sens poste-platine - *Audio-Leistung in Richtung Türstation* Potência áudio sentido rua		1 W
Potencia audio sentido calle-vivienda - *Audio power from the panel to the apartment* Piussance de l'audio sens platine-poste - *Audio-Leistung in Richtung Telefon* Potência áudio sentido telefone		0,15 W
Volumen regulable en ambos sentidos - *Adjustable volume both ways* Volume réglable dans les deux sens - *Regulierbare Lautstärke in beiden Richtungen* Volume regulável em ambos sentidos		

ESQUEMA DE CABLEADO - WIRING DIAGRAM - SCHEMA DE CABLAGE VERKABELUNGSSCHEMA - ESQUEMA DE INSTALACÃO

- KIT 1 L

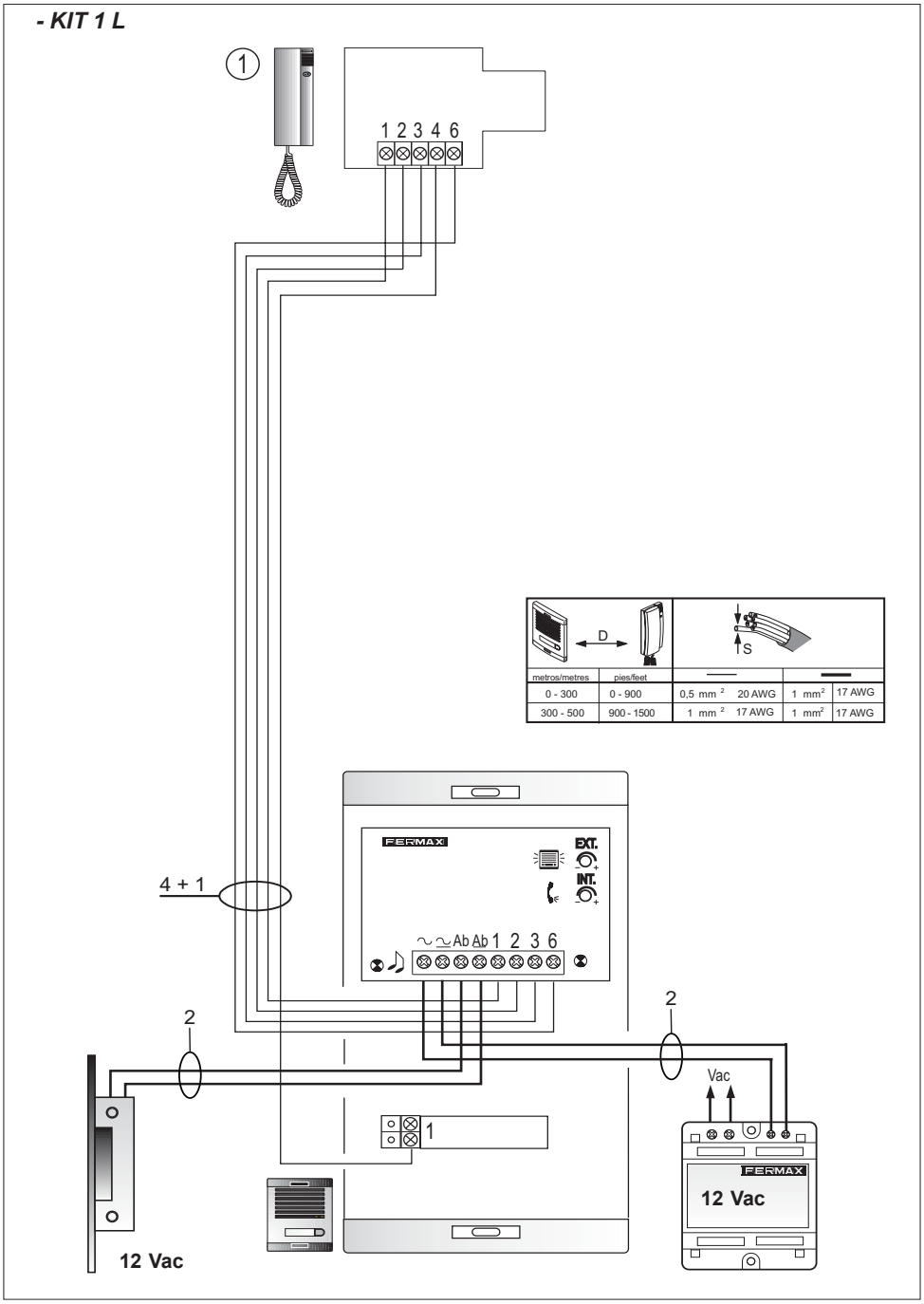

- KIT 2 L

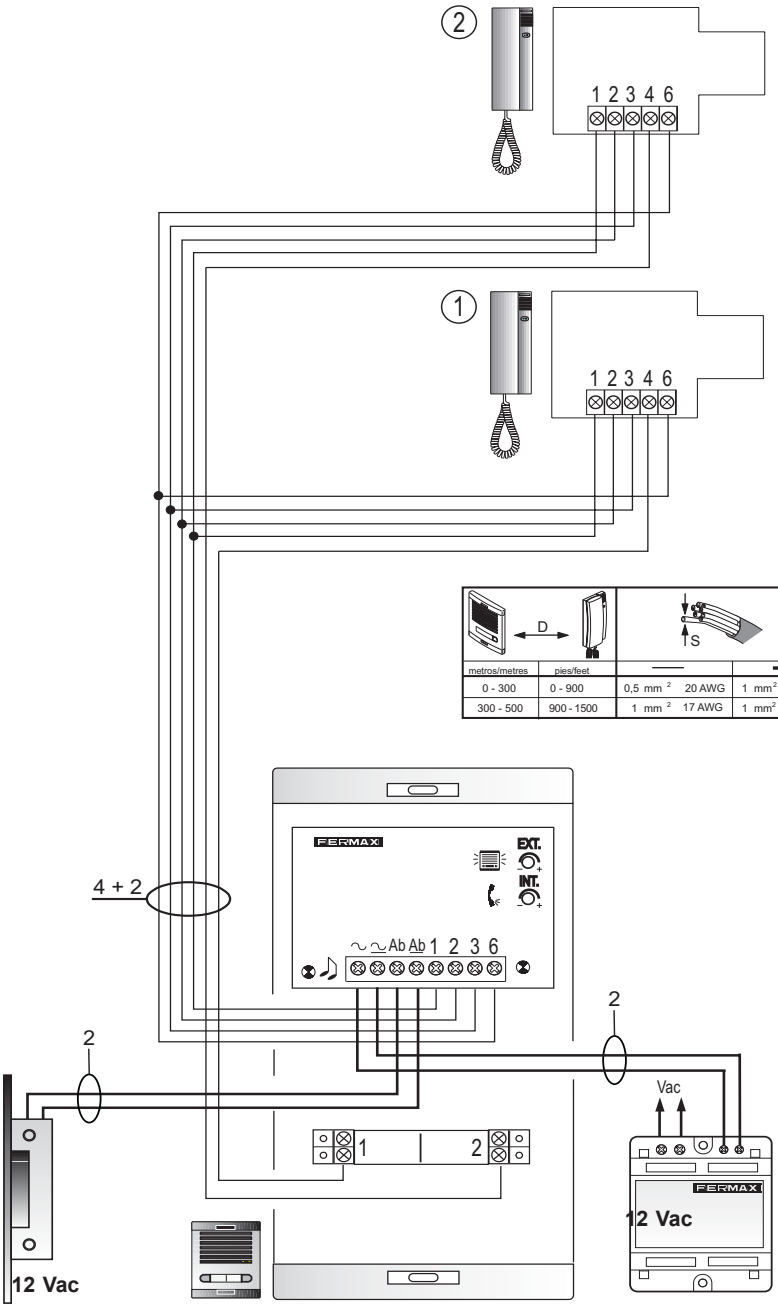

metros/metres	pies/feet				
0 - 300	0 - 900	0,5 mm²	20 AWG	1 mm²	17 AWG
300 - 500	900 - 1500	1 mm²	17 AWG	1 mm²	17 AWG

- KIT 3 L

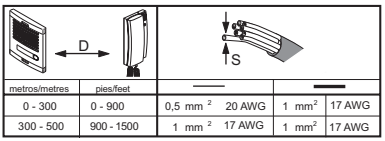

metros/metres	pies/feet	—		—	
0 - 300	0 - 900	0,5 mm 2	20 AWG	1 mm2	17 AWG
300 - 500	900 - 1500	1 mm 2	17 AWG	1 mm2	17 AWG

- KIT 4 L

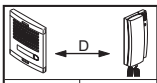

metros/metres	pies/feet				
0 - 300	0 - 900	0,5 mm 2	20 AWG	1 mm2	17 AWG
300 - 500	900 - 1500	1 mm 2	17 AWG	1 mm2	17 AWG

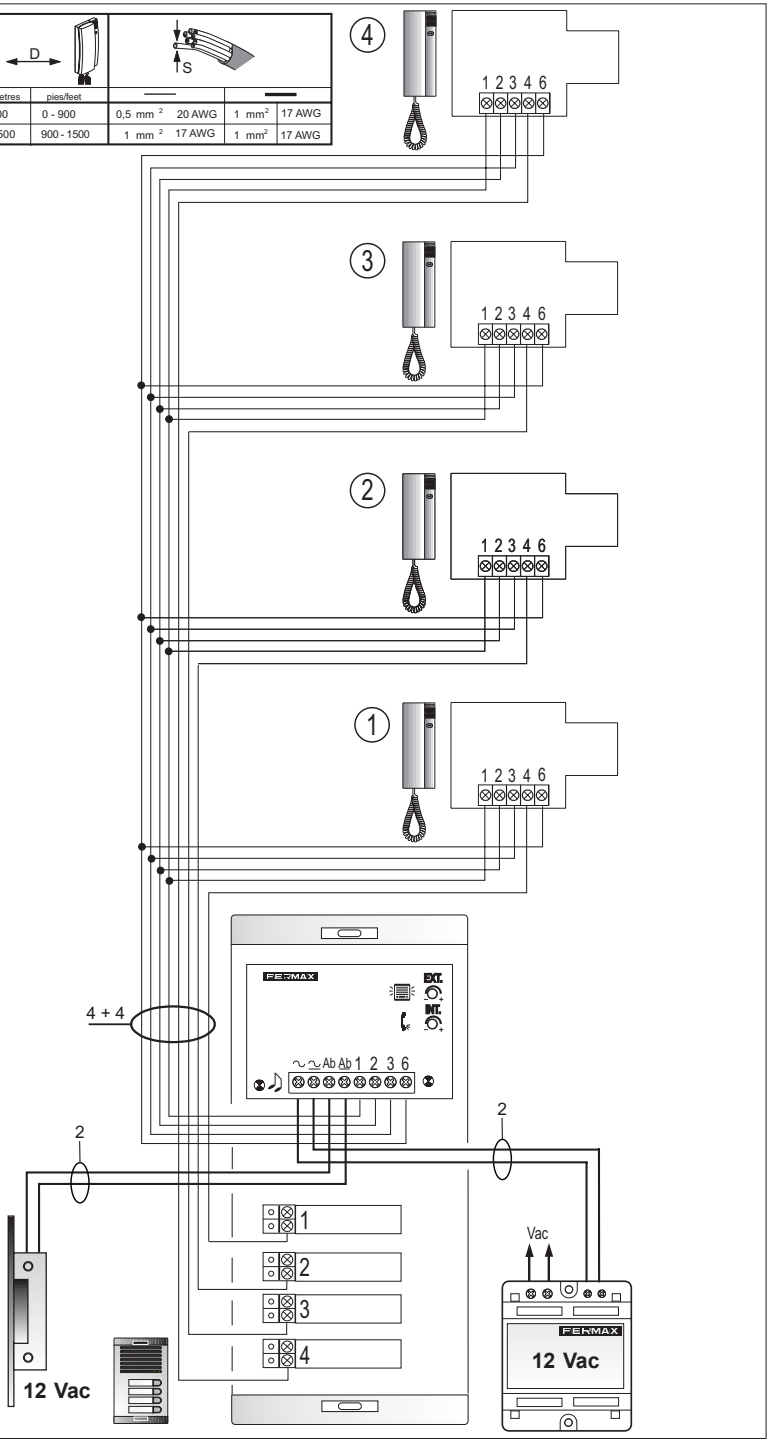

- KIT 6 L
- KIT 8 L
- KIT 10 L
- KIT 12 L
- KIT 14 L
- KIT 16 L
- KIT 18 L
- KIT 20 L
- KIT 24 L

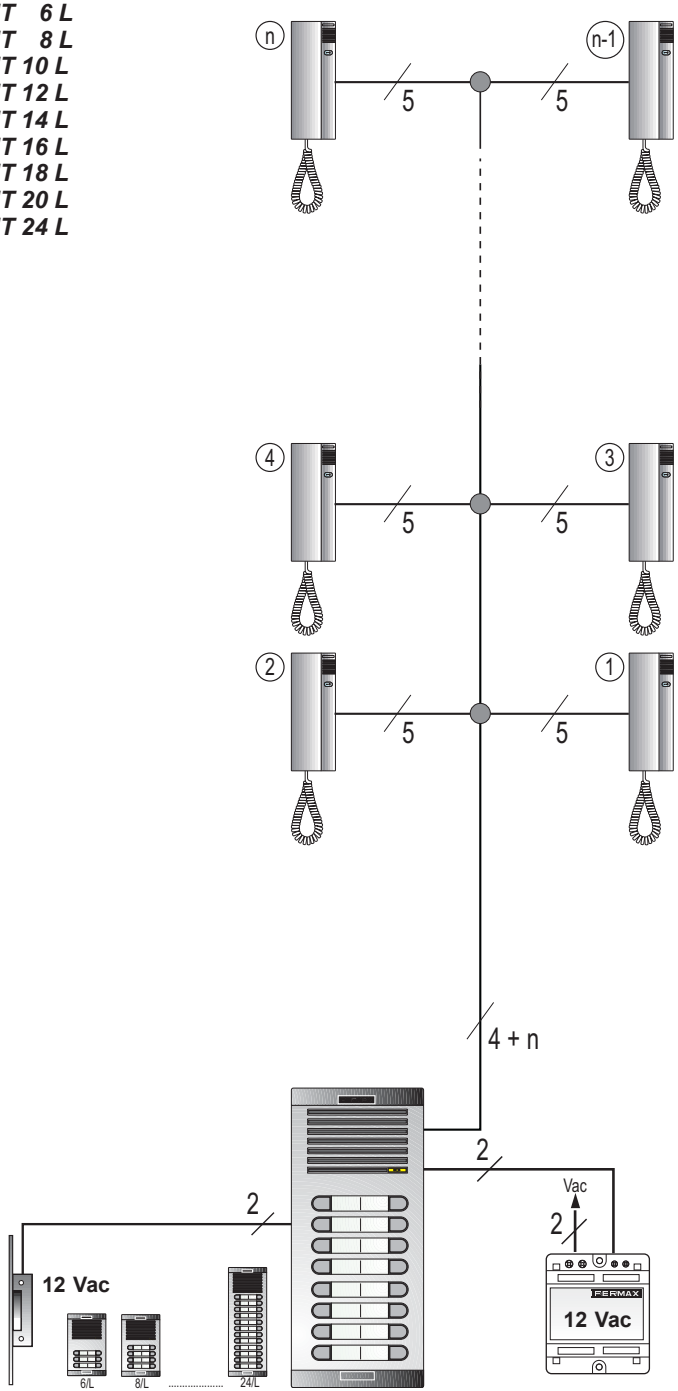

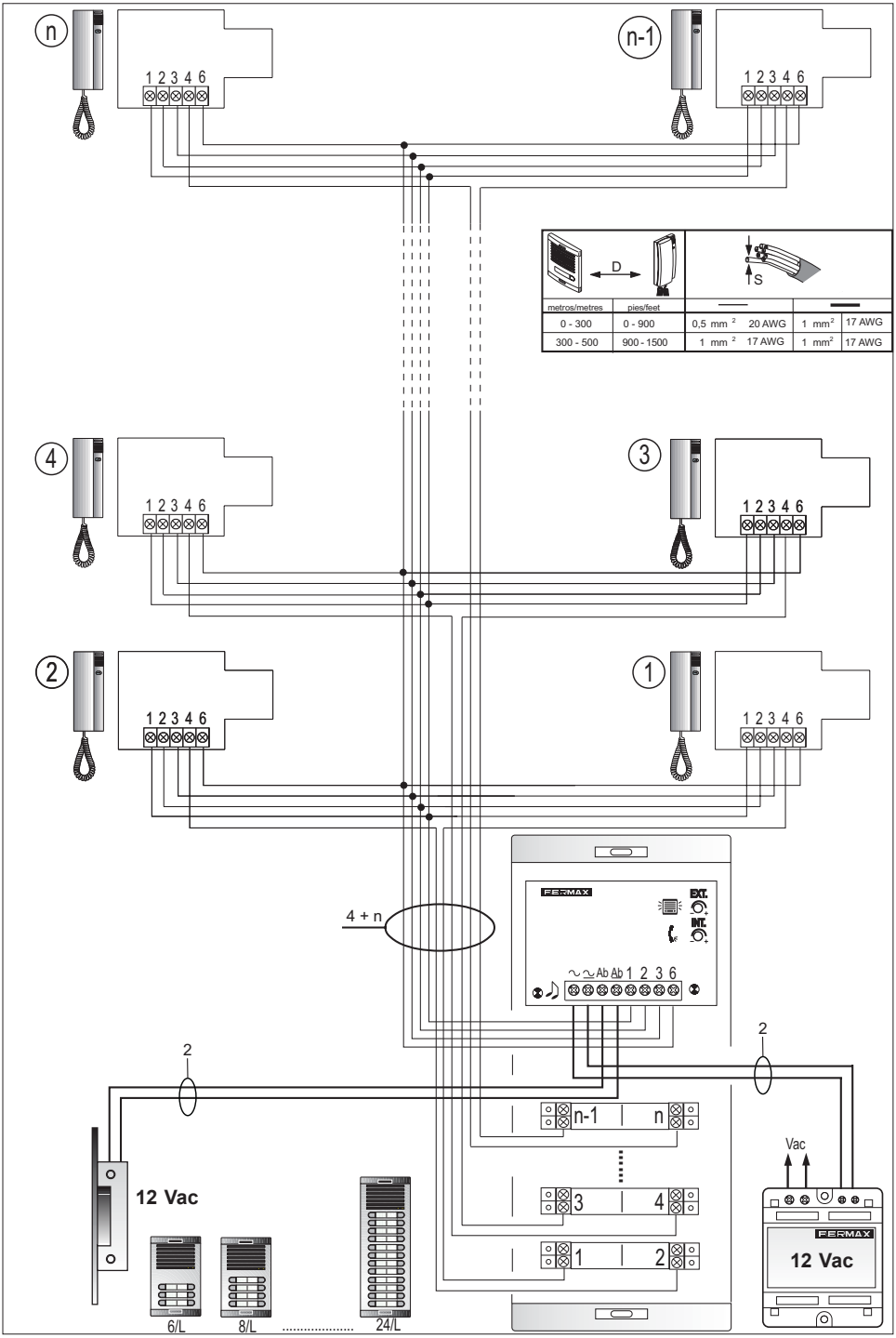

metros/metres	pies/feet				
0 - 300	0 - 900	0,5 mm²	20 AWG	1 mm²	17 AWG
300 - 500	900 - 1500	1 mm²	17 AWG	1 mm²	17 AWG

- Llamada - Call - Appel - Ruf - Chamada

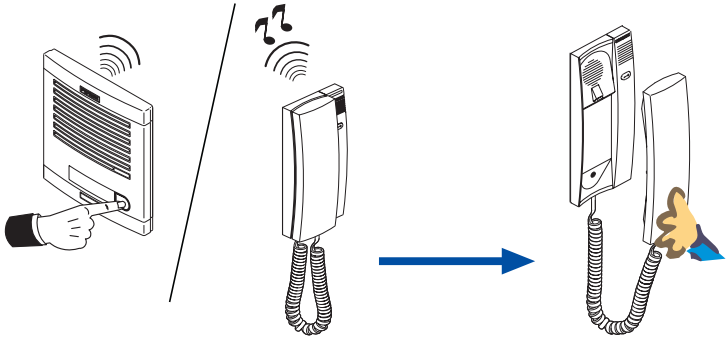

- Atender la llamada - Answer the call - Réception de l'appel
  Rufbeantwortung - Atender a chamada



- Abrir la puerta al visitante - Open the door to the visitor
  Ouverture de la porte au visiteur - Türöffnung für Besucher - Abrir a porta ao visitante

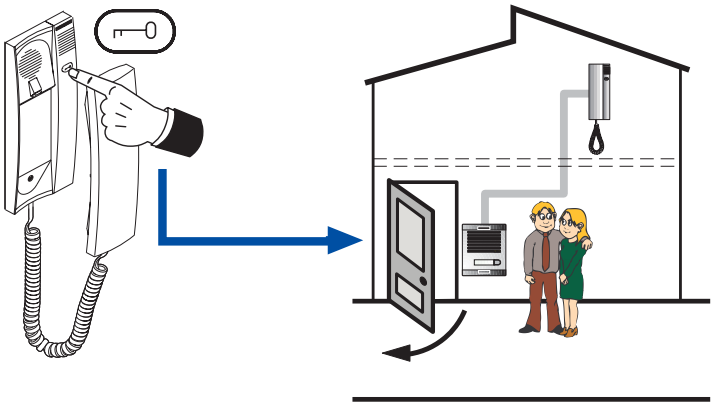

FERMAX
Audio and Video Door Entry Systems

E Publicación técnica de caracter informativo editada por FERMAX ELECTRONICA S.A.E.

FERMAX ELECTRONICA S.A.E., en su política de mejora constante, se reserva el derecho a modificar el contenido de este documento así como las características de los productos que en él se refieren en cualquier momento y sin previo aviso.
Cualquier modificación será reflejada en posteriores ediciones de este documento.

GB Technical document published for information purposes by FERMAX ELECTRONICA S.A.E.
FERMAX ELECTRONICA S.A.E., in a policy of ongoing improvement, reserves the right to modify the contents of this document and the features of the products referred to herein at any time and with no prior notice. Any such modifications shall be reflected in subsequent editions of this document.

F Publication technique à caractère informatif éditée par FERMAX ELECTRONICA S.A.E.
Conformément à sa politique de perfectionnement continu, FERMAX ELECTRONICA, S.A.E. se réserve le droit de modifier, à tout moment et sans préavis, le contenu de ce document ainsi que les caractéristiques des produits auxquels il est fait référence. Toutes les modifications seront indiquées dans les éditions suivantes.

D Technische Veröffentlichung zu Informationszwecken; Herausgeber: FERMAX ELECTRONICA S.A.E.

FERMAX ELECTRONICA S.A.E, behält sich das Recht vor, den Inhalt dieses Dokuments sowie die technischen Eigenschaften der erwähnten Produkte ohne vorherige Ankündigung zu ändern, um dadurch den ständigen Weiterentwicklungen und den damit in Verbindung stehenden Verbesserungen Rechnung zu tragen. Alle Änderungen finden Aufnahme in den Neuauflagen dieses Dokuments.

P Publicação técnica de carácter informativo editada por FERMAX ELECTRONICA S.A.E.A FERMAX ELECTRONICA S.A.E., na sua política de melhoramento constante, reserva-se o direito de modificar o conteúdo deste documento assim como as características dos produtos que nele são referidos a qualquer momento e sem aviso prévio.

Qualquer modificação será apresentada em edições posteriores deste documento.

Avda. Tres Cruces, 133 • 46017 Valencia (España)
Tel. 96 317 80 00 • Fax 96 377 07 50
www.fermax.com• fermax@fermax.com