



Before operating the unit, please read this manual thoroughly and retain it for future reference.

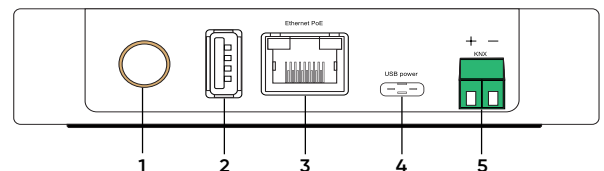
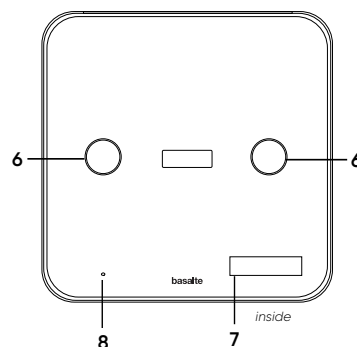
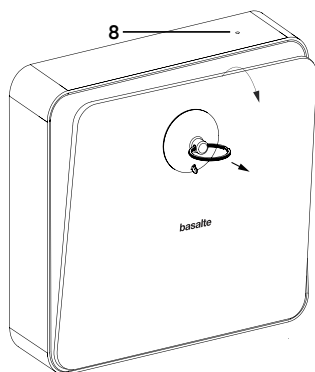
### Model No. 0790-05

You are cautioned that any changes or modifications not expressly approved in this manual could void your authority to operate this equipment.

## Description

The Basalte Core Mini server is at the heart of Basalte Home. It offers a comprehensive functionality set for KNX home automation systems: from light & shade control over the native integration of third-party solutions like Philips Hue to door phones, AV gear and more. The built-in logic functions allow to create home automation sequences.

**Core Mini** has the same user interface as his bigger Core Plus with exactly the same possibilities and unlimited number of rooms except for the integration with the Asano multiroom audio system.



- |                |                   |
|----------------|-------------------|
| 1 Antenna      | 5 KNX Connector   |
| 2 USB Port     | 6 Magnets         |
| 3 Ethernet PoE | 7 Programming Key |
| 4 USB Power    | 8 Reset button    |

## How to start up

After initial power-up, Core Mini needs to be configured using Basalte Studio.

Remove the front plexi with the provided suction cup tool to find the programming key you need in Basalte Studio. A copy of the key and MAC address can be found on the extra label in the box. For more information, please refer to the software manual.

## LED feedback

The central LED on the front of the Core Mini will report its status.

- **White:** Normal operating mode.
- **Blue:** Device is booting.
- **Green:** Update available.
- **Orange:** Device is updating, do not power down.
- **Red:** When the Core Mini is in error mode, an error message is displayed on the **'Settings'** page of the Basalte app.

### Reset button

The button on the front left of the Core Mini can be used for different purposes.

When pressing and holding this button with a paperclip, the top LED of the Core Mini will cycle through different colours. When releasing the button during a certain colour, the corresponding action will be executed.

- **No LED:** When releasing the button, nothing will happen (= pause between colours).
- **Yellow:** The Core mini will reboot (clean restart); Restarting the Core Mini is also available in the Basalte app (on the '**Settings**' page when logged in as admin).
- **Cyan:** DHCP is restored (in case the Core Mini gets unreachable). After each DHCP reset, a new configuration file will be created in the Core Mini's memory. As only the last 10 configurations are stored in memory, older configurations will automatically be overwritten.
- **Magenta:** Factory reset (deleting the current configuration and the Core Mini's history)

### Installation

The Core Mini can be magnetically mounted on any metal surface e.g. the sideboard of the rack. It can also be mounted via the wall mount for Core mini (0719-07 not included).

The front plexi can be rotated 180° to align the logo with the Core Mini mounting orientation.

- **Beam Antenna (1)**

To wirelessly connect to the Basalte beam wireless network.

- **USB port (2)**

The USB port is used for maintenance and future purposes.

- **Network connection (3)**

Core Mini is powered over PoE. Make sure the Core is connected to the internet.

- **USB power (4)**

Core Mini is a PoE device, alternatively can be powered via USB C (power supply and cable not included). Do not connect the Core Mini simultaneously to PoE and USB-C as this will damage the device.

- **KNX bus (5)**

Connection to the KNX bus is made by screwing the bus cable into the KNX connector ('+' = red cable, '-' = black cable). This connector is dismountable from the unit.

- **Programming key (7)**

Use this key to program the Core Mini with the Basalte Studio software.

### Technical data

**Power PoE:** 10W IEEE 802.3af

**Power USB:** 5V 1A (cable and power supply not included)

**Ambient temperature:**

**Operation:** -5°C to 45°C

**Storage:** -15°C to 55°C

**Transport:** -15°C to 55°C

**Dimensions:** w 120 x l 120 x h 26 mm

**Weight:** 0,5 kg

**Max. humidity:** 93% relative humidity, no moisture condensation

**Protection class:** II

**Type of protection:** IP 20

**Certification:** CE

