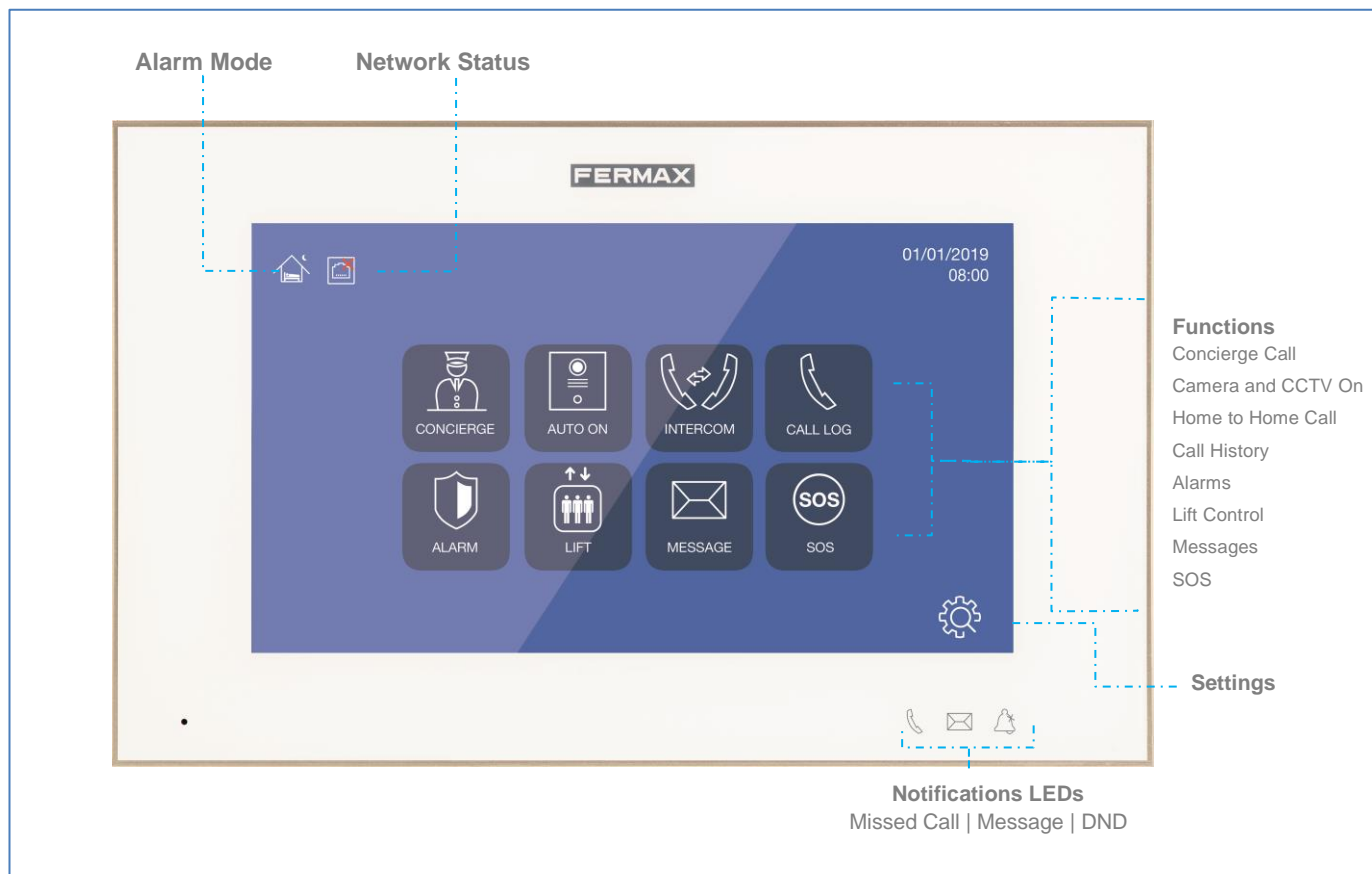


REF.14721/14723/14831/14833 WIT MONITOR

WIT is a capacitive touch screen monitor available in 7" and 10" versions. WIT graphical interface provides an intuitive user experience since it is design focused on a residential intercom use. Based on Android 10.



FEATURES

- Capacitive Touch Screen (7" / 10")
- Hands Free Audio Communication
- High-definition colour TFT
- Different ringtones depending on call source
- 2 Different colour options (White and black)
- Network firmware upgrade
- Based on Android 10
- Available in 10 languages (English, Spanish, German, Polish, French, Chinese, Russian, Turkish, Hebrew, Portuguese)
- Apartment internal intercom
- Apartment to apartment external intercom
- Device identification by means of TAGS
- Door bell connection with IP camera visualization
- IP CCTV visualization (up to 8)
- Aux IP CCTV camera visualization and aux relay operation during call (up to 4 relays from Module Ref. 1491 connected to a MILO DIGITAL, KIN or MARINE panel).
- Relay activation (up to 8 using relay module)
- Home Automation Ready through Apps (in 7" and 10")
- Automatic and Manual Picture Capture
- Integrated 7 zones alarm + tamper
- SIP compatible
- Lift control with feedback

FUNCTIONS



1. CONCIERGE

Users can call the desired concierge by selecting it on the list shown in the user interface. If the concierge has a camera attached a video communication will be established, otherwise only audio.



2. PANEL AND CCTV CAMERA AUTO ON

Users can open the panel's video channel of their respective block for surveillance purpose. Once the panel communication is established, the user can take pictures, talk, and open the door if wanted. The pictures can be exported to a micro SD card. It is also possible to supervise the authorized CCTV cameras.



3. AUX CAMERA AND AUX DOOR LOCK RELEASE DURING CONVERSATION

When a call is received from the panel, it is possible to display different aux cameras (up to 4) to get a different angle of view or to follow the visitor. At the same time different aux relays (up to 4) can be activated to open additional gates or barriers.




4. VIDEO DOORBELL

It is possible to connect a pushbutton to the monitor so it will trigger the doorbell sound on the monitor. The doorbell call can automatically display the video coming from an IP CCTV camera, increasing the security.



5. INTERCOM CALL

The monitor allows to call different monitors in the same apartment.



7. CALL LOG

Users can have a clear view of their call history in the CALL LOG interface and are able to browse through the pictures taken for each call. There is possible an individual or a complete deleting of the registers.



8. PHOTO CAPTURE

When receiving a call, it is possible to automatically capture a photo. It is possible to take additional photos if desired.



9. MESSAGES

Users can receive text messages from their property management so they can easily know if there is a package, a maintenance schedule, or an import event on their community (software management required). Maximum 64 messages.




10. LIFT CONTROL

Tenants can enable the lift to their visitors to access their floor at the same time the panel door lock is opened from the monitor. Tenants can call the lift before leaving their apartment, so the lift car is ready on the floor.



11. ALARMS

The monitor provides 7 alarm zones management, managed under 3 simple modes:
HOME: Lowest Security level. SLEEP: Medium Security level. OUT: Highest Security level.



12. SOS

User generates an SOS alarm by touching this icon several seconds, sending a message to the concierge and management software.



13. DO NOT DISTURB

It is possible to set the monitor to DO NOT DISTURB mode, so the calls will not produce any sound during a defined period of time. Do not disturb led will light up if this function is active.



14. RELAY ACTIVATION

It is possible to activate up to 8 relays using ref. 1616 relay module.

All functions can be disabled by the installer, except Do Not Disturb function.

TECHNICAL SPECIFICATIONS

System:

- CPU: Quad-core
- FLASH: 4GB
- SDRAM: 1 GB
- S.O. Android 10

Screen:

- 7 and 10 inch format
- Capacitive touch screen
- Format: 16:9
- Resolution: 1024x600
- Brightness: 7" 200cd/m2; 10" 220cd/m2
- Contrast: 7" 400/1; 10" 450/1
- View Angle: 7" 160° Horizontal, 130° vertical; 10" 120° Horizontal, 110° Vertical

Audio/Video Features:

- G.711 audio codec
- H.264 video codec
- RTSP compatible for CCTV IP cameras
- Audio level adjustable on conversation and mute
- Hands-free operation
- Private communication
- Selectable call melodies based on call origin

Power Consumption:

- On standby: 200 mA (7") / 210 mA (10")
- Conversation: 500 mA (7") / 600 mA (10")

Working voltage:

- PoE
- 12 Vdc

Connectivity:

- 1 x Ethernet RJ-45 (WIT 7")
- 2 x Ethernet RJ-45 (WIT 10") for building and apartment network isolation.
- Doorbell input (1 alarm zone input)
- Panic button input (1 alarm zone input)
- Built in web server for configuration and remote management

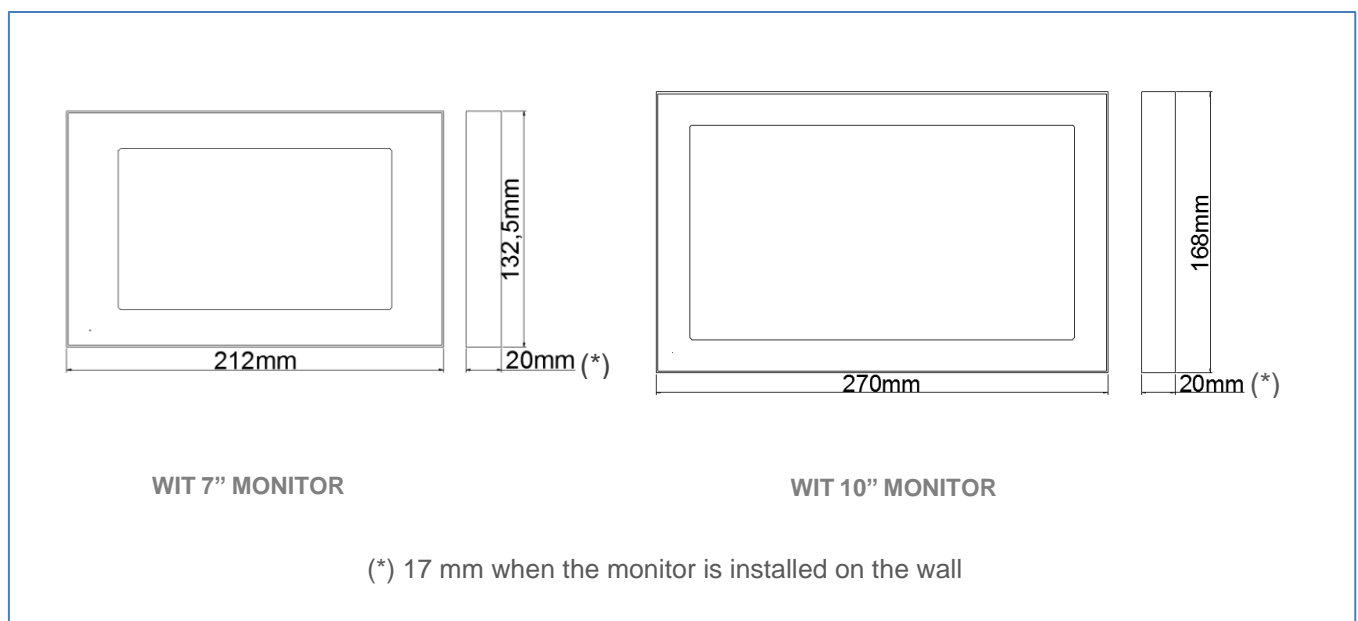
Working Environment:

- Temperature: -10° C +55° C
- Humidity: 20 – 85% (Non-condensing)
- IP: 30

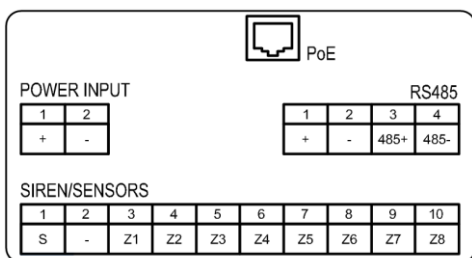
REFERENCES

	WIT 7"		WIT 10"
14721	WIT 7" MONITOR POE WHITE	14831	WIT 10" HOME AUT. MONITOR POE WHITE
14723	WIT 7" MONITOR POE BLACK	14833	WIT 10" HOME AUT. MONITOR POE BLACK
OTHERS			
		95411	MONITOR CONNECTOR
		1489	WIT 10" WALL FLUSH BOX
		1485	MONITOR DESKTOP SUPPORT

DIMENSIONS

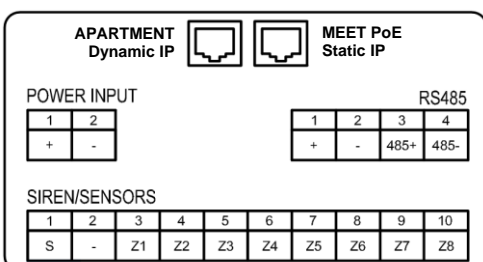


CONNECTIONS



WIT 7"
RJ-45 10/100 Base -T Ethernet/PoE
1-2 (+, -): 12 Vdc. Power supply input
1-4 (+, -, 485+, 485)-: 12 Vdc Output; RS485 serial port

1 (S): 12 Vdc for auxiliary siren
2 (-): Negative common for alarms
3-10 (Z1 – Z8): For alarm sensors connection

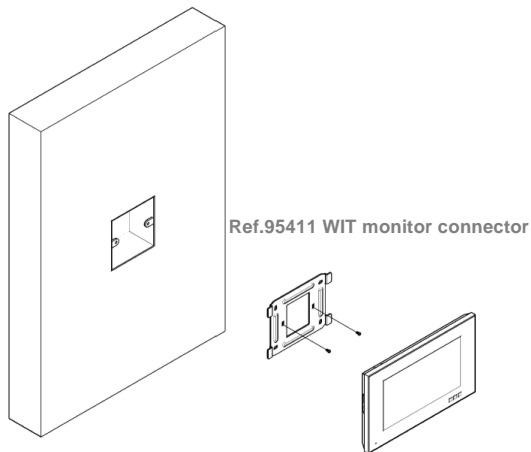


WIT 10"
2 x RJ-45 10/100 Base -T Ethernet/PoE
1-2 (+, -): 12 Vdc. Power supply input
1-4 (+, -, 485+, 485)-: 12 Vdc Output; RS485 serial port

1 (S): 12 Vdc for auxiliary siren
2 (-): Negative common for alarms
3-9 (Z1 – Z7): For alarm sensors connection. Z8 = Tamper

INSTALLATION

Surface installation (WIT 7" and WIT 10" monitor)



Flush installation (only WIT 10")

